

Personality Assessment

Part I:

- For each lettered wheel, write the letter, and list each adjective that accurately describes your personality.

Part II:

- Number 1-10 on your paper. For each row, choose the two images that best represent you. Record those two letters next to the appropriate number.


Personality Assessment

Tallying Your Results:

- Duplicate the chart below at the bottom of your paper. Enter the number of adjectives you chose for each letter in Part I. Then, record the number of As, Bs, Cs, and Ds you selected in items 1-10 for Part II.

	A	B	C	D
Part I				
Part II				
TOTAL				


(A) YELLOW temperament



practical
traditional
responsible
ordered
structured
businesslike
serious

(B) GREEN temperament

internal
logical
curious
inventive
questioning
focused on learning
independent as a worker
forward thinking



(C) BLUE temperament

harmonious

focused on helping others

polite


idealistic

accepting


caretaking

self-sacrificing

nurturing



(D) RED temperament



active

trouble-shooting

playful

adventure-seeking

joyful

entertaining

risk-taking

unstructured